

COLLABORATION | OPPORTUNITY | RESPECT | EXCELLENCE



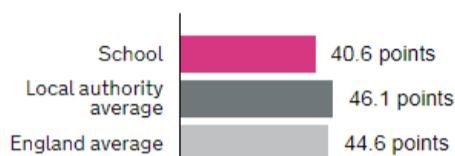
City Academy is pleased to welcome its first set of GCSE results and another good set of A levels results. Many of our young people left with some incredible achievements.

This first set of GCSE results serve as a great spring board for even better academic achievements for our young people in the years to come. Through this set of results; we can now move on to strengthen collaboration, seek opportunities, promote our respect –orientated culture and embed excellence. The relentless drive for success and value for hard work from staff, students and parents have paved the way to ensuring excellence truly becomes a habit here at City Academy.

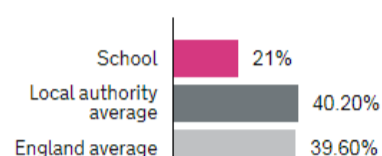
KS4 Results

Progress 8	-0.52
Attainment 8	40.6
Students Achieving 9-5 in English and Maths	21%
Students Achieving 9-4 in English and Maths	42.9

Attainment 8 score

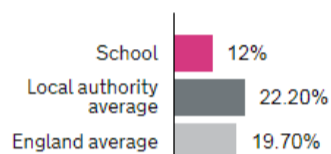


Grade 5 or above in English & maths GCSEs

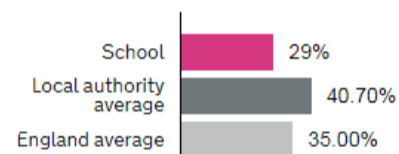


English and Maths	9 - 5 %	9 - 4 %
English Language GCSE	37.8	59.2
English Literature GCSE	39.8	58.2
Mathematics GCSE	24.5	44.9

Achieving EBacc at grade 5/C or above



Entering EBacc



EBACC	Total	%
Students Entered For the EBacc	27	29%
Students in COHORT Achieving the EBacc (Strong Pass)	11	12%
Students in COHORT Achieving the EBacc (Standard Pass)	13	13.1

Destinations %	
Higher Education or Apprenticeship	94.9

KS5 Results

A level Progress	
Value Added score	0.00
Lower confidence limit	-0.21
Upper confidence limit	0.21
Number of A level entries	101

Academic Progress	
Value Added score	-0.02
Lower confidence limit	-0.25
Upper confidence limit	0.21
Number of academic entries	131

Overall Attainment	Total
Overall APS Per Pupil	94.52
Overall APS Per Entry A level	31.85
Overall APS Per Entry Academic	31.93
Overall Avg Grade Per Entry	C+
Number of students included in the AAB measure	31
Percentage of students who achieve three GCE A levels at grades AAB or higher, with two in facilitating subjects	0.00%

Level 3 maths attainment	
Number of students in level 3 maths measure	35
Percentage of students in scope of level 3 maths measure achieving approved level 3 maths	20.00%

English and Maths			
Subject	Number of Entries	Grade achieved	Grade Change
English Language	1	B	+2
English Literature	0	N/A	N/A
Mathematics	0	N/A	N/A

Retention	100%
-----------	------

Destinations %	
Higher Education or Apprenticeship	100